




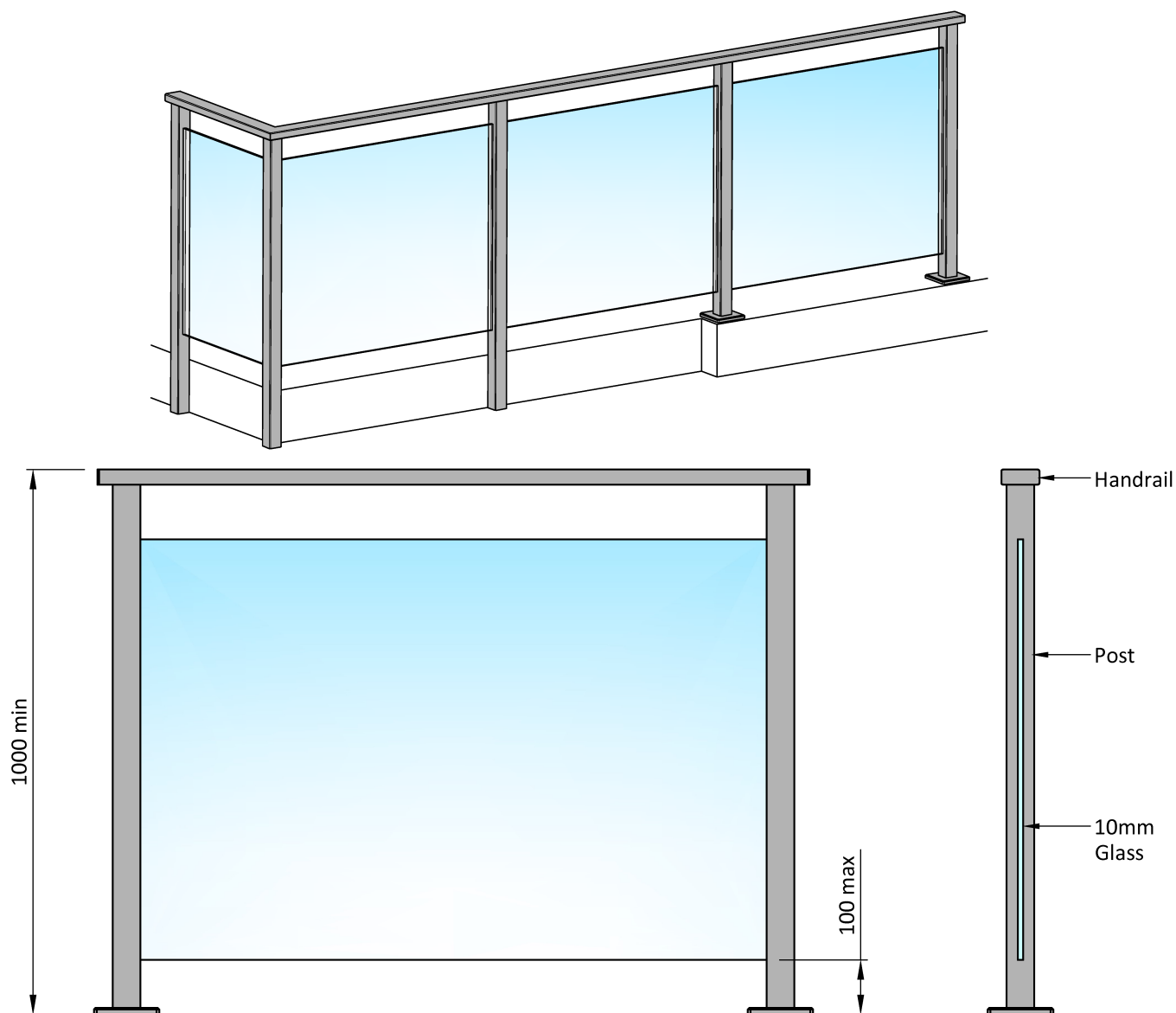
 **spectrum**  
**Clearview Capped**





# Clearview Capped

Clearview Capped balustrade offers a great balance of unobstructed views and security. Clearview Capped has an interlinking handrail fixed to the top of the balustrade post.



## HANDRAIL TYPES



ELLIPTICAL



RECTANGULAR



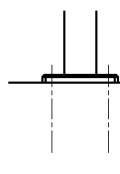
SLOPING



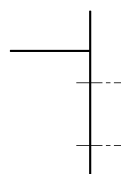
OFFSET

Offset can be added to make access route compliant

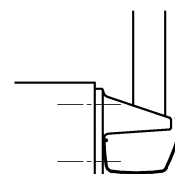
**FIXING OPTIONS** - Available in a range of fixing options/substrates. For a specific fixing detail and post spans to suit your requirements please visit [spectrum.co.nz](http://spectrum.co.nz)



TOP  
FIXED



FACE  
FIXED



CASTAWAY  
BRACKET

- **SURFACE FINISH** - Powdercoated (Dulux Duralloy or Duratec range) or Anodised
- **MATERIALS** - 6060 T5/T6 aluminium - 316 Stainless steel - Toughened safety glass
- **NZBC COMPLIANCE** - B1 (Structure), B2 (Durability), D1 (Access routes), F4 (Safety from falling), F9 (Pool fencing)
- **OCCUPANCY TYPES** - A, B, E & C3
- **INSTALLATION** - Spectrum Balustrade Systems to be fully installed by accredited installers