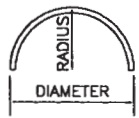
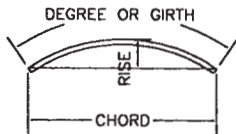


QUOTE / ORDER / AMENDMENT FORM

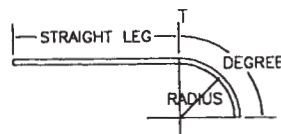
CURVING TERMINOLOGY



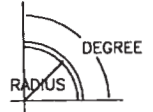
1/2 Circle



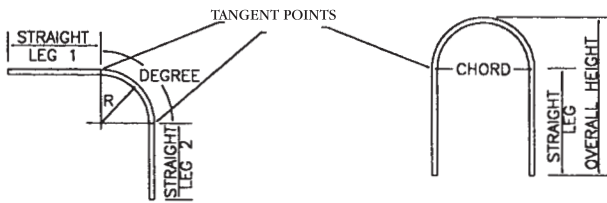
Arc



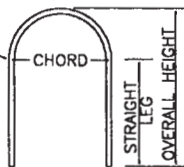
Hockey Stick
1 Straight



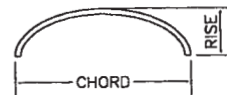
1/4 Circle



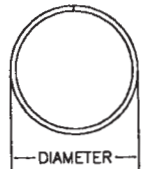
Hockey Stick
2 Straight



Staple

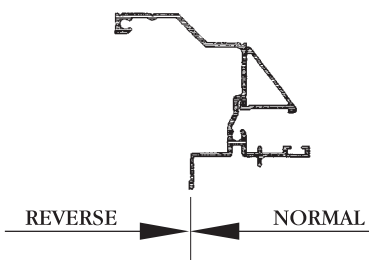


Ellipse

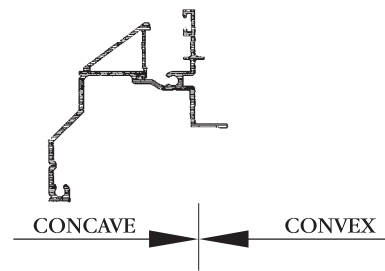


Full Circle

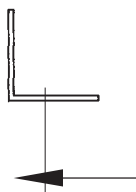
Curved in Elevation
(Arch top window, Flat Glass)



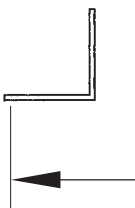
Curved in Plan
(Bay Windows etc, Curved Glass)



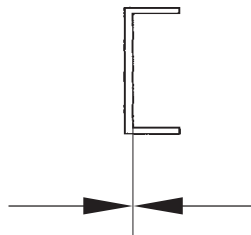
Leg in



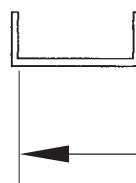
Leg out



Easy Way



Hard Way



HELPFUL TIPS WHEN ORDERING CURVES

1. Extrusion type

Standards: We can supply and curve a wide range of standard angles, channels, solids, square or round tubes. State the size or die number, we will supply your material needs.

Customers Own Extrusions: We curve the main frames, beads and sashes for most window brands in New Zealand. We also custom curve commercial extrusions, curtain walls, and industrial extrusions.

Spectrum Extrusions: Our own range of extrusions include curvable pivot window, flashing, balustrading and glazing bar sections. We will advise the extrusion most suited for your requirements.

2. Finish Required

Please state the surface finish requirement of the extrusion, eg. mill finish/powdercoat/anodised. Please also state the colour and the colour code if it is not mill finished.

3. Jamb Liner

We manufacture laminated curved timber liners 19mm, 25mm or 30mm thick in Paint quality pine and staining quality Rimu and other timbers to suit any size or shape. A 12mm groove is machined to accept an interior lining unless otherwise specified.

4. Stage of Completion

We can process your curves to any stage, from curved only to fully assembled. Please state your requirement of completion.

5. Direction of Curve

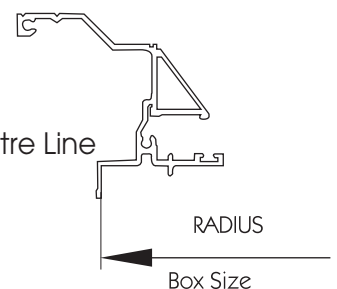
Indicate clearly on your section drawing an arrow from the centre of the curve out to the datum point as shown below.

6. Size Datum Point

Frames: Normally taken from O/A Liner Fin (Box Size).

Mullions / Transoms / Colonial Bar : Normally taken from Centre Line to Centre Line

Please state clearly if your dimensions are taken from other points.



7. Ordering Sizes

State only the required finished dimensions.

We will allow for sufficient waste/offcut.

If you are supplying your own material allow at least 500mm waste per curve.

8. Staples or Hockey Stick.

For staples or hockey sticks, please tell us whether there will be a transom assembled at the tangent point. Tangent point is the point where the curve stops and the straight begins.